


CAR AND TRUCK ACCIDENTS

THE INFOGRAPHIC

Brought to you by: Scott Elliot Smith at the




GENERAL TRAFFIC ACCIDENTS STATISTICS




1,112 PEOPLE DIED

in traffic accidents in 2012



105,149 PEOPLE WERE INJURED

in traffic accidents in 2012


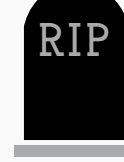



FREQUENCY OF CRASHES IN 2012


Approximately

2.8 FATAL CRASHES

occurred each day



10 x



Approximately



287.3 PEOPLE

were injured every day

One person was

KILLED IN TRAFFIC

every 7.8 hours



One person was

INJURED IN TRAFFIC

every 5 minutes

DRUNK DRIVERS

were involved in only 4.3% of all crashes



but were involved in

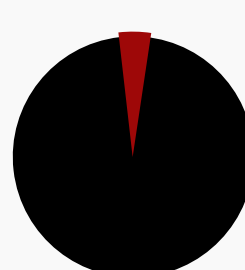
41.8%

of all


FATAL TRAFFIC ACCIDENTS

TRUCK ACCIDENT STATISTICS


20,927 TRUCKS




representing **4.08%** of traffic accidents



but approximately **17%** of all traffic accident **FATALITIES**



1.6% of truck drivers were **KILLED** in truck crashes



1.1% of truck drivers were **INJURED** in truck crashes

428

Truck accidents occurred after a truck **LOST ITS CARGO**




388

Truck accidents occurred after a truck **RAN OFF THE ROAD**




264

Truck accidents occurred after a truck's **EQUIPMENT FAILED**




262

Truck accidents occurred after the truck **ROLLED OVER**



138

Accidents occurred after the truck **JACKKNIFED**



65

Truck accidents involved **ALCOHOL**



57.5%

Of all truck accidents were due to **TRUCK DRIVER ERROR**



HAVE YOU BEEN IN A TRUCK ACCIDENT?

Contact

SCOTT ELLIOT SMITH

Personal injury truck accidents can be complicated.

Protect your rights by hiring the Law Offices of Scott Elliot Smith, LPA, to handle your case.



888-311-LAWS
LOCAL 614-846-1700

SOURCES
Ohio Department of Public Safety
<http://www.publicsafety.ohio.gov/links/2012CrashFacts.pdf>

powered by **BIGVOODOO** INTERACTIVE